

QUALITY SYNTHETIC INDUSTRIES LIMITED

Regd. Office-Anand Jyoti Building, Room No. 107, 1st Floor, 41, Netaji Subhas Road, Kolkata-700 001.
Ph.:033-65180616, 22309902, E-Mail Id qualitysynthetic@gmail.com, Web-site: www.qualitysyntheticfibre.com
CIN - L65929WB1975PLC029956

Dated: April 21, 2022

To

Calcutta Stock Exchange Ltd.
7, Lyons Range,
Kolkata – 700 001

Sub: Filing of Shareholding Pattern of the Company for the Quarter ended March 31, 2022 under
Regulation 31 of SEBI (LODR) Regulations, 2015

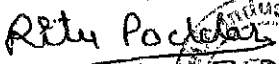

Dear Sir,

In terms of Regulation 31 of the SEBI Listing Regulations 2015, please find enclosed herewith the Shareholding Pattern of the equity shares of the Company for the quarter ended on March 31, 2022.

Kindly acknowledge the receipt of the shareholding pattern referred to above and take the same on your record.
Thanking you,

Yours faithfully,

For **QUALITY SYNTHETIC INDUSTRIES LTD.**



(Ritu Poddar)
Company Secretary

Encl. As above

SHAREHOLDING PATTERN

1	Name of Listed Entity:	QUALITY SYNTHETIC INDUSTRIES LIMITED
2	Scrip Code/Name of Scrip/Class of Security	Equity
3	Share Holding Pattern Filed under: Reg. 31(1)(a)/Reg. 31(1)(b)/Reg.31(1)(c)	Reg.31(1)(b)
	a. If under 31(1)(b) then indicate the report for Quarter ending	31st March, 2022
	b. If under 31(1)(c) then indicate date of allotment/extinguishment	
4	Declaration: The Listed entity is required to submit the following declaration to the ex	
	Particulars	Yes* No*
1	Whether the Listed Entity has issued any partly paid up shares?	No
2	Whether the Listed Entity has issued any Convertible Securities or Warrants?	No
3	Whether the Listed Entity has any shares against which depository receipts are issued?	No
4	Whether the Listed Entity has any shares in locked-in?	No
5	Whether any shares held by promoters are pledge or otherwise encumbered?	No



QUALITY SYNTHETIC INDUSTRIES LIMITED
SHAREHOLDING PATTERN AS ON 31st March, 2022
Table - I Summary Statement holding of specified securities

Category (I)	Category of Shareholder (II)	No of Shareholders (III)	No. of fully paid Equity Share Held (IV)	No. Of Partly Paid Equity Shares Held (V)	No. Of shares underlying Depository Receipts (VI)	Total Nos. Shares Held (VII) = IV+V+VI	Shareholding as a % of total no of Shares (calculated as per SCFR 1957) (VIII) as a % of (A+B+C2)	No of Voting Rights held in each class of securities (IX)			No of shares underlying convertible securities (including warrants) (X)	Shareholding as a % assuming full conversions of convertible securities (as a % of diluted equity capital) (XI)=VII+X as a % of (A+B+C2)	No. of Locked in Shares (XII)		No of Shares pledged or otherwise encumbered (XIII)		No of Equity Shares Held in Dematerialized form (XIV)
								Class X	Class Y	Total			Total as a % of (A+B+C)	No. (a)	As a % of total shares held (b)	No. (a)	
	Promoter & Promoter Group	17	2355529	0	0	2355529	42.8278	2355529	0	42.8278	0	0.0000	0	0.0000	0	0.0000	2245825
	Public	296	3144471	0	0	3144471	57.1722	3144471	0	57.1722	0	0.0000	4200	0.1336	0	0.0000	3048734
	Non Promoter - Non Public	0	0	0	0	0	0.0000	0	0	0.0000	0	0.0000	0	0.0000	0	0.0000	0
	Shares Underlying DRs	0	0	0	0	0	0.0000	0	0	0.0000	0	0.0000	0	0.0000	0	0.0000	0
	Share Held By Employees Trusts	0	0	0	0	0	0.0000	0	0	0.0000	0	0.0000	0	0.0000	0	0.0000	0
	Total	0	0	0	0	0	0.0000	0	0	0.0000	0	0.0000	0	0.0000	0	0.0000	0
	Total A+B+C1+C2	313	5500000	0	0	5500000	100.0000	5500000	0	100.0000	0	0.0000	4200	0.0764	0	0.0000	5295563



QUALITY SYNTHETIC INDUSTRIES LIMITED

SHAREHOLDING PATTERN AS ON 31st March, 2022

Table - II Statement showing shareholding pattern of the Promoter and Promer Group

Category & Name of the Shareholder (I)	Entity type i.e. promoter OR promoter group entity (except promoter)	PAN (II)	No of Shareholders (III)	No. of fully paid Equity Share Hold (IV)	No. Of Partly Paid Equity Shares Held (V)	No. Of shares underlying Depository Receipts (VI)	Total Nos. Shares Held (VII) = IV+V+VI	Shareholding as a % of total no of Shares (calculated as per SCRR 1957) (VIII) as a % of (A+B+C2)	No of Voting Rights held in each class of securities (IX)			Shareholding as a % of convertible securities (as a % of diluted equity capital) (X) = VII+X as a % of (A+B+C2)	No. of Locked In Shares (XII)	No of Shares pledged or otherwise encumbered (XIII)		No of Equity Shares Held in Dematerializ ed form (XIV)
									Class X	Class Y	Total			No. (e)	As a % of total shares held (b)	
Indian																
Individual																
Akhil Kumar Sureka		ABKP52301R	7	351165	0	0	351165	6.5666	0	0	0	0	0	0	0	351165
Deepa Sureka		ANTP58310F		8300	0	0	8300	0.1509	0	0	0	0	0	0	0	8300
Deepanshu Sureka		CKWP3079UJ		2500	0	0	2500	0.0455	0	0	0	0	0	0	0	2500
Narmeet Kumar Sureka		ANWP55531K		275465	0	0	275465	5.0085	0	0	0	0	0	0	0	275465
Prem Lata Sureka		APNP50422C		14633	0	0	14633	0.2661	0	0	0	0	0	0	0	14633
Veena Aggarwal		AAEP5209M		4584	0	0	4584	0.0833	0	0	0	0	0	0	0	4584
Vishnu Kumar Sureka		AATP57024H		30050	0	0	30050	0.5464	0	0	0	0	0	0	0	30050
Huf				25633	0	0	25633	0.4661	0	0	0	0	0	0	0	25633
Vishnu Kumar Sureka		AAACHV3994E	1	30750	0	0	30750	0.5591	0	0	0	0	0	0	0	30750
Central Govt /state Govt/ President Of India				30750	0	0	30750	0.5591	0	0	0	0	0	0	0	30750
Financial Inst/banks				0	0	0	0	0.0000	0	0	0	0	0	0	0	0
Any other				0	0	0	0	0.0000	0	0	0	0	0	0	0	0
Other - Body Corporate				1963614	0	0	1963614	35.7021	0	0	0	0	0	0	0	1963614
Biharji Ispat Udyog Limited		AAEB08300D	9	528353	0	0	528353	9.6064	0	0	0	0	0	0	0	528353
Biharji Land And Housing Pvt Ltd		AADC08590Q		20000	0	0	20000	0.3636	0	0	0	0	0	0	0	20000
Biharji Power Projects Private Limited		AADC2620H		20000	0	0	20000	0.3636	0	0	0	0	0	0	0	20000
Biharji Fancy Fibers & Fabrics Ltd		AAACB4279M		390900	0	0	390900	7.1073	0	0	0	0	0	0	0	390900
Deepak Hotels Pvt Ltd		AAACD0180F		20000	0	0	20000	0.3636	0	0	0	0	0	0	0	20000
Mauris Udyog Limited		AABCMB522F		36650	0	0	36650	0.6664	0	0	0	0	0	0	0	36650
Ram Forgings Pvt Ltd		AAACR0252I		20000	0	0	20000	0.3636	0	0	0	0	0	0	0	20000
Srinareyan Rajkumar Merchants Private Limited		AAECS2238K		916711	0	0	916711	16.6675	0	0	0	0	0	0	0	916711
Udayachal Leasing And Exports Limited		AAACU0020B		11000	0	0	11000	0.2	0	0	0	0	0	0	0	11000
Sub - Total			17	2355529	0	0	2355529	42.8278	0	0	0	0	0	0	0	2246829
Foreign																
Individual (Foreign Individual)																
Government																
Institutions																
Foreign Portfolio Investor																
Any Other																
Sub - Total																
Total Shareholding of Promoter and Promotor Group			17	2355529	0	0	2355529	42.8278	0	0	0	0	0	0	0	2246829



QUALITY SYNTHETIC INDUSTRIES LIMITED

SHAREHOLDING PATTERN AS ON 31st March, 2022

Table - III Statement showing shareholding pattern of the Public shareholding

S.No.	Category & Name of the Shareholder (I)	PAN (II)	No of Shareholders (III)	No. of fully paid Equity Share Held (IV)	No. Of Partly Paid Equity Shares Held (V)	No. Of shares underlying Depository Receipts (VI)	Total Nos. Shares Held (VII) = IV+V+VI	Shareholding as a % of total no of Shares (calculated as per SCRR 1957) (VIII) as a % of (A+B+C2)	No of Voting Rights held in each class of securities (IX)			No of shares underlying convertible securities (including warrants) (X)	Shareholding as a % assuming full conversions of convertible securities (as a % of diluted equity capital) (XI) = VII+X as a % of (A+B+C2)	No. of Locked in Shares (XII)		No of Shares pledged or otherwise encumbered (XIII)		No of Equity Shares Held in Dematerialized form (XIV)	
									Class X	Class Y	Total			Total as a % of (A+B+C)	No. (a)	As a % of total shares held (b)	No. (a)		As a % of total shares held (b)
	Institutions																		
	Mutual Funds																		
	Venture Capital Funds																		
	Alternate Investment Funds																		
	Foreign Venture Capital Investors																		
	Foreign Portfolio Investors																		
	Financial Inst/banks																		
	Insurance Companies																		
	Provident Funds/ Pension Fund																		
	Any other																		
	Sub-total (B)(1)																		
	Central Govt /State Govt/ President Of India																		
	Sub-total (B)(2)																		
	Non-institutions																		
	(i) Individual-Holding Nom. Val. upto Rs.2 lakhs		212	382129	0	0	382129	6.9478	382129	0	382129	6.9478	0	0.0000	0	0.0000	0	0.0000	
	(ii) Individual-Holding Nom. Val. greater than Rs.2 lakhs		21	1712692	0	0	1712692	31.1399	1712692	0	1712692	31.1399	0	0.0000	0	0.0000	0	0.0000	
	Bairam Yadav	AFQPY6688H		149500	0	0	149500	2.7182	149500	0	149500	2.7182	0	0.0000	0	0.0000	0	0.0000	
	Hemant Venkataramani Lalithraj	AARPL0112F		278811	0	0	278811	5.0693	278811	0	278811	5.0693	0	0.0000	0	0.0000	0	0.0000	
	Jagdish Singh	ARGPS3874H		128050	0	0	128050	2.3282	128050	0	128050	2.3282	0	0.0000	0	0.0000	0	0.0000	
	Jeegneshkumar Prakashbhai Vaghela	AUAPV5904G		61500	0	0	61500	1.1182	61500	0	61500	1.1182	0	0.0000	0	0.0000	0	0.0000	
	Kailash Sah	BUCPS5291J		56838	0	0	56838	1.0334	56838	0	56838	1.0334	0	0.0000	0	0.0000	0	0.0000	
	Pramod Kumar Agarwal	AAJPA8874B		193300	0	0	193300	3.5145	193300	0	193300	3.5145	0	0.0000	0	0.0000	0	0.0000	
	Raja Ram	CCIPR2093C		140836	0	0	140836	2.5607	140836	0	140836	2.5607	0	0.0000	0	0.0000	0	0.0000	
	Sangeeta Aggarwal	AEDPA9798J		173785	0	0	173785	3.1597	173785	0	173785	3.1597	0	0.0000	0	0.0000	0	0.0000	
	Santosh Raut	AZBPR5416K		130079	0	0	130079	2.3651	130079	0	130079	2.3651	0	0.0000	0	0.0000	0	0.0000	
	Nbfc Registered With Rbi		0	0	0	0	0	0.0000	0	0	0	0.0000	0	0.0000	0	0.0000	0	0.0000	
	Employees Trust		0	0	0	0	0	0.0000	0	0	0	0.0000	0	0.0000	0	0.0000	0	0.0000	
	Overseas Depository Holding DRs		0	0	0	0	0	0.0000	0	0	0	0.0000	0	0.0000	0	0.0000	0	0.0000	
	Any Other		0	0	0	0	0	0.0000	0	0	0	0.0000	0	0.0000	0	0.0000	0	0.0000	
	Other - Body Corp		59	902650	0	0	902650	16.4118	902650	0	902650	16.4118	0	0.0000	0	0.0000	0	0.0000	
	Epica Finance Private Limited			55200	0	0	55200	1.0036	55200	0	55200	1.0036	0	0.0000	0	0.0000	0	0.0000	
	Meru Finance Private Limited	AAACM5675Q		95200	0	0	95200	1.7309	95200	0	95200	1.7309	0	0.0000	0	0.0000	0	0.0000	
	Vnam Distributors Private Limited			61900	0	0	61900	1.1255	61900	0	61900	1.1255	0	0.0000	0	0.0000	0	0.0000	
	Other - Individual HUF		4	147000	0	0	147000	2.6727	147000	0	147000	2.6727	0	0.0000	0	0.0000	0	0.0000	
	Pramod Kumar Agarwal Huf	AAAFHP7904R		124500	0	0	124500	2.2636	124500	0	124500	2.2636	0	0.0000	0	0.0000	0	0.0000	
	Sub-total (B)(3)		296	3144471	0	0	3144471	57.1722	3144471	0	3144471	57.1722	0	0.0000	0	0.0000	0	0.0000	
	Total Public Shareholding		296	3144471	0	0	3144471	57.1722	3144471	0	3144471	57.1722	0	0.0000	0	0.0000	0	0.0000	




QUALITY SYNTHETIC INDUSTRIES LIMITED

SHAREHOLDING PATTERN AS ON 31st March, 2022

Table - IV Statement showing shareholding pattern of the Non Promoter - Non Public shareholder

Sl. No.	Category & Name of the Shareholder (I)	PAN (II)	No of Shareholders (III)	No. of fully paid Equity Share Held (IV)	No. Of Partly Paid Equity Shares Held (V)	No. Of shares underlying Depository Receipts (VI)	Total Nos. Shares Held (VII) = IV+V+VI	Shareholding % as of total no of Shares (VIII) as a % of (A+B+C2)	No of Voting Rights held in each class of securities (IX)			Shareholding as a % assuming full conversions of convertible securities (as a % of diluted equity capital) (XI)=A+B+X as a % of (A+B+C2)	No. of Locked in Shares (XII)		No of Shares pledged or otherwise encumbered (XIII)		No of Equity Shares Held in Dematerialized form (XIV)	
									Class X	Class Y	Total (A+B+C)		No. (a)	As a % of total shares held (b)	No. (a)	As a % of total shares held (b)		
	Custodian/DR Holder names																	
	Employees Benefit Trust (under SEBI Based employees benefit) Regulation 2014 names																	
	Total Non-Promoter Non Public shareholding C = C1+C2		0	0	0	0	0	0	0	0	0	0	0	0	0	0	0	0



QUALITY SYNTHETIC INDUSTRIES LIMITED
SHAREHOLDING PATTERN AS ON 31st March, 2022

Table V- Statement showing details of significant beneficial owners

Sr. No.	Details of the significant beneficial owner (i)			Details of the registered owner (jd			Particulars of the shares in which significant		Date of creation / acquisition of significant beneficial interest (IV)
	Name	PAN	Nationality	Name	PAN	Nationality	Number of shares	Shareholding as a % of total no. of shares (calculated as per SCRR, 1957) As a % of (A+B+C2)	
	NIL	NIL	NIL		NIL	NIL	NIL	NIL	NIL

